

Doping in Italy: An Analysis of its Spread in Ten Years

Filomena Mazzeo¹, Marcellino Monda^{3*}, Giovanni Messina³, Stefania Santamaria², Antonietta Messina³, Maura Montesano¹, Vincenzo Monda³ and Domenico Tafuri²

¹Department of Science and Technologies, Parthenope University of Naples, Naples, Italy

²Department of Sport Sciences and Wellness, Parthenope University of Naples, Naples, Italy

³Department of Experimental Medicine, Second University of Naples, Naples, Italy

*Corresponding author: Marcellino Monda, Dipartimento di Medicina Sperimentale, Seconda Università degli Studi di Napoli, via S.M. di Costantinopoli, 16, I-80138 Napoli, Italy, Tel: 390815665804; E-mail: marcellino.monda@unina2.it

Received date: November 19, 2015; Accepted date: December 28, 2015; Published date: January 4, 2016

Copyright: © 2016 Monda M, et al. This is an open-access article distributed under the terms of the Creative Commons Attribution License, which permits unrestricted use, distribution and reproduction in any medium, provided the original author and source are credited.

Abstract

Aim: Doping affects the sport. Its explosive spread has triggered the response of sports' and government's institutions. The aims of this study were to know the spread of doping in Italy, what were the most used substances and/or method and in which sports it was more common. Moreover, what instruments were used to contrast it.

Methods: We have analysed the doping's spread in Italy since 2003. The data come from the databases of government and sports Italians institutions. We have compared those data and focused our attention on substances and/or methods discovered in athletes. Furthermore, data's combination showed the reason of drug addiction.

Results: In Italy, only 3% of checked athletes are doped, many of them are men and young athletes dope less than the older ones. Doped athletes play mainly cycling, athletics, swimming and football. The prominent peak of them is in the Central and Southern Italy in 2008 and 2010. Moreover, the analysis of data relating to galenic preparations declared during the year 2012, shows that 75% of the prescribed substances are diuretics and masking agents, anabolic steroids and stimulant. Regarding the substances, cannabinoids and stimulants have recorded the highest consumption.

Conclusion: The data show only the tip of the iceberg due to doping's secrecy. Every substance that give pleasant sensations or help the subject in his activity will bring him to repeat the consumption. Frequently, new substances and methods are discovered. For this reason, to contrast this phenomenon, there are legislation instruments together with various funded projects.

Keywords: Anti-doping controls; Drugs; Illicit substances; Anti-doping legislation

Introduction

The man has always tried to improve his physical performance by any method: legal or illegal, healthy or harmful to health [1-4].

Doping is an ancient phenomenon. Indeed, the Greek wrestlers and the Roman gladiators attempted to improve their own performance by taking mixtures of various types of plants or by eating sheep's testicles [5,6]. Moreover, it is a complex phenomenon analysing the vast variety of substances, supplied through both legal and illegal trading routes and the extensive connections between the people involved in the network [7-9].

Unfortunately, in the past and for a long time, doping was underestimated and public institutions considered it as a problem exclusively of sports organizations that alone had to vanquish a phenomenon in continuous expansion [10-12].

Furthermore, it involves not only elite athletes but amateurs too, their friends and relatives, the medical staff, managers, chemists, biologists and pharmacists, pharmaceutical industries, clandestine laboratories and criminal organizations [13-15]. Some banned substances are available on internet and consumers are not only athletes, but "ordinary" people who buy drugs only for recreational or aesthetic purposes [16-18]. Thus, doping is increasingly a matter that concerns the whole society [1,19-21].

The combination of sport and doping arouses negative reactions. An athlete who takes drugs to win is guilty of fraud and all the stakeholders immediately dissociate them from a sport not fair: the sponsors, for example, rescind their endorsements [22-24].

Moreover, the forces that conspire behind doping identify new substances and new methods as well as they steal the new scientific discoveries aimed at the treatment of diseases, for their illegal purposes (Council of Europe, 1989). Botre distinguishes three main periods about the evolution of substances to identify (Table 1) [25].

The first one –the early age- includes "in competition drugs" and the tests were based on gas chromatography; the second period – the androgenic anabolic steroids age – includes "in and out competition

drugs” and the test were based on gas chromatography/mass-spectrometry and on liquid –chromatography- mass- spectrometry. The third age - protein chemistry and molecular biology age- includes the newly discovered in genetic engineering used for the treatment of diseases too. This last period includes the blood doping. Indeed, the blood transfusion and administration can boost the capacity to transport the oxygen to the muscles. Now, in the “gene doping age”, the new frontier of doping is the use of cells, genes, genetic elements, or the modulation of gene expression with the aim to increase the performance and not easy to detect [25-27].

Period	Years	Substances to identify
Early Age	1970	Stimulants, narcotics, drugs of abuse
Androgenic Anabolic Steroid Age	Mid 1970 - 2000	Synthetic anabolic androgenic steroids, beta-blockers, diuretic, cannabinoids, glucocorticoids, human chorionic gonadotropin, endogenous testosterone and/or precursor, erythropoietin and analogs
Protein Chemistry and Molecular biology Age	2000-2005	Designer steroids, hormone and hormone receptors modulators
	2003-2008	Blood doping
	2005-2008	Peptide hormones
Gene Doping Age	2008-present	No substances but cells, genes, genetics elements, modulation of gene expression

Table 1: Evolution of substances to identify.

The explosive spread of doping has triggered the response of the International Olympic Committee in 1960 [25,28]. After eight years, during the Olympic Games of Mexico City, there was a pilot project with the aim to analyze the efficacy of anti-doping tests and thanks to their success, the first official anti-doping screening started in 1972 during the Summer Olympic Games of Munich [25]. At beginning, the tests were sporadic and not completely reliable. But in 1999, thanks to the creation of the World Anti-Doping Agency, it finally created an organization with the sole purpose to fight this “cancer” of sport and consequently the situation of tests is changed [29,30]. The Agency has compiled a list of banned substances and practices that is constantly updated. Now, WADA, for example, has identified more than two hundred banned substances currently divided into 10 classes (including the class S0) and three methods [31-33].

In 2000 Italy has issued the Law no. 376 that is a concrete response to the fight against doping. Thanks to it, the Italian State aligned itself to the most European and extra European countries engaged in the same direction. The law establishes the National Committee for the supervision and control of doping and for the protection of health in sports. Experts of various fields (medical, legal, political, sports) compose this Commission, which is established within the Ministry of Health. It suggests the classes of drugs, determines cases, criteria and methods of doping controls and identifies the competitions for the tests. In addition, it prepares research programs on drugs, identifies forms of cooperation with the National Health Service for this purpose, maintains work relationships with international entities, and promotes information campaigns and prevention of doping. Moreover,

the Commission concludes agreements with the Anti-doping laboratories accredited by the IOC or not accredited by the IOC Anti-Doping Laboratory and coordinated by the Regions.

Currently, following a reorganization of the governing entities, the Commission has become Section for the supervision and control of doping and for the protection of health in sport within the newly established Sanitary Technical Committee.

Materials and Methods

The data show the anti-doping test took place in Italy during the last ten years: from 2003 to 2013. The literature search was performed on PubMed and Scopus database and Italy Anti-doping official website. Data showed are originated from the report commissioned by the Italian Ministry of Health. Indeed, every year -since 2003- anti-doping tests carry out. Perhaps it is possible to know the spread year per year of doping in Italy. The authors have compared the above mentioned data in order to show doping’s spread in this last ten years. Tables and diagrams support the comparison.

Results

First of all, it is important to know that the prohibited substances and/or the amount of substance prohibited constantly change: some of them have been eliminated over time while others have been added. For example, pseudoephedrine and norephedrine were removed from the list in 2003 but in 2013, the first substance was reintroduced with a different dosage. Local anesthetics and caffeine were eliminated in 2004 [31,34], even if the substance has been included in the monitoring program of WADA in 2015 [35].

Since 2003, the Commission carried out doping tests. The tests collected only urine samples.

15.396 athletes have been checked in the last 10 years – 2003 to 2013 -: 10.347 (67.2%) men and 5.049 (32.8%) women.

In 2010, the percentage of doped athletes is higher than other years with 4.8% (53 doped athletes on 1115 controlled) (Figure 1) and from 2008 to 2012 did not fall below 3%. In 2013, the percentage is 2.8%.

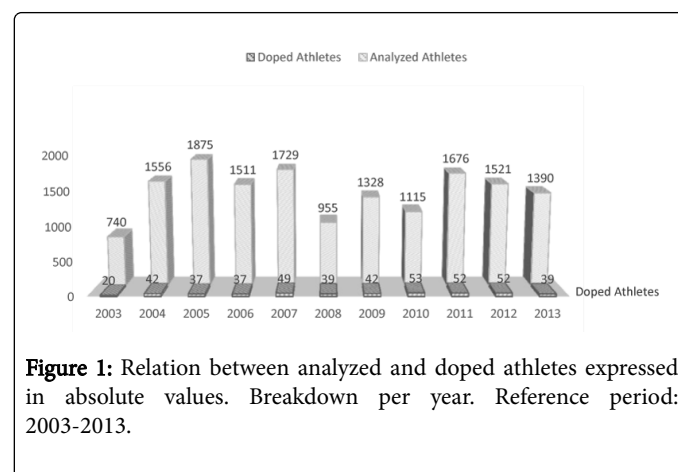


Figure 1: Relation between analyzed and doped athletes expressed in absolute values. Breakdown per year. Reference period: 2003-2013.

The total number of doped is 462 corresponding to 3% of the total analysed, of which 394 men (85.3%) and 68 women (14.7%). The highest percentage of them is recorded for men in 2010 with 6.3% and for women in 2003 with 2.4% (Figure 2).

The highest average age of those athletes is 36 in 2010, followed by 35 in 2010. In 2013, the average age is 33 years old and analyzing that average during the last ten years, it is 31 years old.

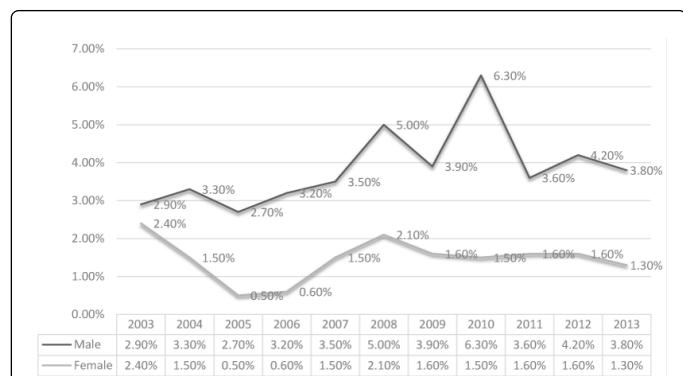


Figure 2: Percentage of doped athletes over the years. Breakdown per gender. Reference period: 2003-2013.

Furthermore, as you can see in the Table 2, the phenomenon mainly touches people over 44 years old and saves younger.

	<19	19-24	24-29	29-34	34-39	39-44	>44
2003	2%	1.10%	3.20%	4.60%	2.40%	5.30%	10%
2004	2.40%	3.30%	0.60%	2.70%	6.50%	3.90%	5.10%
2005	1%	1.80%	1.8	2.70%	1%	5.90%	7.80%
2006	1.30%	2.30%	2.30%	3.20%	3.90%	3.10%	4.90%
2007	1.90%	3.20%	2.20%	3.10%	3.60%	2.50%	5.40%
2008	0%	3.10%	3.30%	6.80%	5.70%	8.20%	13.20%
2009	0.90%	3.70%	2.50%	4.30%	3%	2.70%	5.20%
2010	0.40%	2.10%	5%	6.90%	8%	6.70%	7.10%
2011	1.20%	1.10%	4.80%	2.10%	3.20%	3.90%	7.70%
2012	0.50%	3.60%	3.80%	5.60%	1.90%	2%	5.60%
2013	0.70%	2.4	2.6	4.2	0.9	5.3	8.10%

Table 2: Percentage of doped athletes over the years. Breakdown per age groups. Reference period: 2003-2013.

With regards to the geographical distribution, the prominent peak of doped athletes is in the Central and Southern Italy in 2008 and 2010. Indeed, in 2008, the Centre has 8.2% of those athletes and in 2010 the South and the islands have 9% (Figure 3).

In particular, the average percentage during the reference period in the three different regions of Italy is following: 2.5% in the North, 3.5% in Central and 3.6% in the South and Islands.

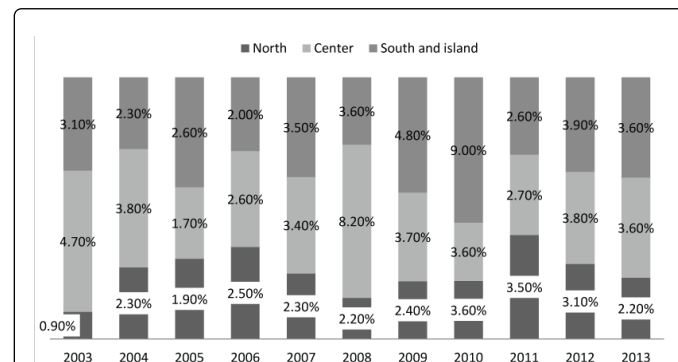


Figure 3: Percentage of doped athletes over the years. Breakdown per areas of Italy. Reference period: 2003-2013.

Shifting the focus on the consumption of prohibited substances (Figure 4) and considered that the control activities of the Anti-Doping Commission began in April 2003, in that year there was a high consumption of stimulants equal to 40%. The lowest percentages are 10.3% in 2010 and 6.7% in 2013. Compared with the year 2012, consumption fall by 13 percentage points. The average consumption from 2003 to 2013 is 20.9%.

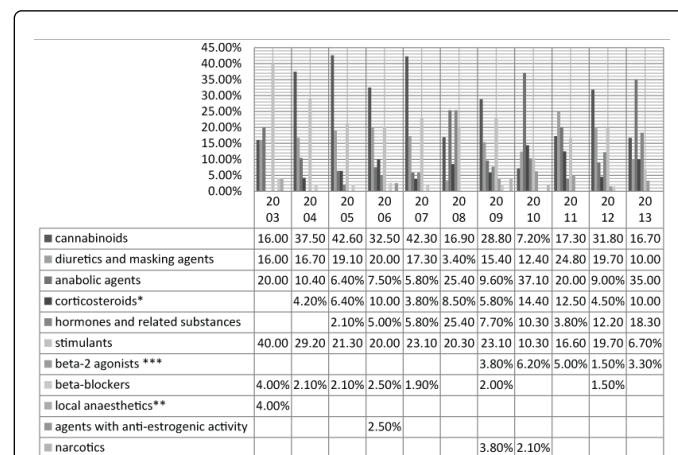


Figure 4: Consumption of prohibited substances over the years. Breakdown per classes of substances and for years. Values are expressed in percentages. Reference period: 2003-2013.

*recognized only since 2004

**not prohibited after 2003

***recognized from 2009

The cannabis derivatives have a peak of consumption in 2005 and 2007, respectively, with 42.6% and 42.3%. Their use in the other years is characterized by ups and downs: it should be noted, indeed, that in 2012 the percentage is 31.8%, while in 2013 is 16.7%. The lowest consumption occurred in 2010 with the 7.2%. The average consumption is 26.3%.

Regarding diuretics and masking agents, they have almost a constant trend over the years. The peak is reached in 2011 with 24.8% and 2013 is not recorded specific changes compared to the normal course (10%). The average consumption of this type of substances is 15.8%.

Anabolic agents experienced a sharp increase in their consumption in 2008 and 2013, respectively with 37.1% and 35%. The average consumption is 16.9%.

Corticosteroids have a peak in 2010 with 14.40%. The average consumption is 8%. Hormones and related substances have a spike in consumption in 2008 to 25.4%. The trend in consumption was fluctuating and the average is 20.3%.

Beta-2 agonists have been banned since 2009. Their peak occurred in 2010 with the 6.2% of consumption and, after a brief decline in 2012 by 1.5%. Its average consumption is 3.9%.

Beta-blockers are irrelevant over the years. There are no data for 2013 and its average fuel consumption is 2.3%.

Another exception should be made for local anaesthetics as they were prohibited only in 2003. Regarding agents with anti-estrogenic activity the only data currently available date back to 2006 and the same discussion can be done for narcotics for which there are data only for the years 2009 and 2010, respectively, with a consumption of 3.8% and 2.1%, with an average of 2.9%.

In 2013 on 1390 doping tests, 179 urine samples were analysed for the research of erythropoietin and similar. The tests showed that 9.5% of them took one or more banned substances. 82.3% of them took one or two substances prohibited while 17.7% three or more substances.

Moreover, the analysis of data relating to galenic preparations declared by pharmacists during the year 2012, shows that 75% of the prescribed substances are diuretics and masking agents, anabolic steroids and stimulant [36,37].

In general, in 2013, the most requested substances belong to the class of diuretics and masking agents (29.3%), anabolic agents (24.3%) and stimulants (21.2%).

In Table 3 are shown the data on the distribution of doping in the various Italian sports bodies. Before proceeding to the analysis, you must consider that data do not represent the degree of diffusion of doping within individual sports entities but should be understood only as the results obtained by Commission pursuant to the Italian Law 376/00. In addition, other important circumstances to consider are that over time the various sports entities have changed their name and others were born over the past few years. From 2003 to 2012, the federation with a higher percentage of doped athletes is the FIGGMA - Grappling JiuJitsu Martial Arts with 25%, followed by FIB - Bowls with 18.2%, FIBBN - Amateur Natural Bodybuilding with 13.2% and 10% with FIDAF - American Football. The highest percentages - 50% - are recorded in 2003, 2009 and 2010, respectively in FITRI - Triathlon, FIH - Hockey and FIBS - Baseball and Softball.

Sports Bodies	2003-2013										
	3	4	5	6	7	8	9	10	11	12	13
CSAI – ACI – Car racing	0	0			0						
FASI - Climbing	0	0	0	0	4.3		0	0		0	0
FCI – ACSI UDACE – UISP - Cycling	6.1	6	2.8	2.4	4	12	4.4	9	4.5	4.3	6.5
Fcrl - Cricket		0									
FGI - gymnastics	0	0	0	0	6.3	4.2		0		0	0
FIB - Bocce		16.7	25	16.7							
FIBa - Badminton		0	0		0	0					
FIBBN - Amateur Bodybuilding Natural					13	6.7	25	13	12.5		17
FIBiS - Billiards		0	0		0						
FIBS - Baseball and Softball	0	0	17	2.8	1.8	4.2	1.7	4.2	50	6.3	0
FIC - Rowing	0	5	0	6.3	0	0	0	0			8.3
FICK - Canoe Kajak	0	0	0	0	0	3.7	0	0	0	0	0
FICSF - canoe seat fixed		0	0	0	0						
FIDAF - Amer. Football										13	8.3
FIDAL - track and field	2.1	0	0	1.5	1.1	0	0.6	0.6	1.9	1.5	0
FIDS - Dance Sport			2.5		0						0
FIG - Golf		0	25	9.1	3.2	0				5.7	0

FIGC - Football	1	3	0.5	1.9	4.8	2.1	3.8	0	1.3	3.2	0.6
FIGeST - Games and Traditional Sports	0										
FIGH - Handball	6.3	3.2	3.4	1.9	8.3	0	3.8	3.6	6.3	1.7	3
FIGMMA - Grappling JiuJitsu Martial Arts										25	
FIGS - Squash	12.5	0	0	0		0	5.6	0			0
FIH - Hockey	6.3	0	0	0	3.1	0	0	50	12.5	4.2	0
FIHP - Hockey and Skating	0		0	6.1	0		10				
FIJLKAM - Judo Wrestling Karate	0	5.3	0	0	4.9		0	0		6.2	
FIKB – FIKBMS Kick Boxing					0			6.7		7.1	13
FIM - speedboat racing				8.3	0	0					
FIN –Swimming	0	1.7	1.6	1.6	0	1.9	2.5	0	0.8	1.8	1.1
FIP - Basketball	0	2.3	0.8	2.3	1.1	1.9	6.3	0	0	0.9	0
FIPAV - Volleyball	0	0	1.5	2.5	1.1		3.8	0	0.9	0	0
FIPE – FIPCF Weights and physical culture	25	3.4	15	3.7		4.2	0	11	9.7	0	13
FIPM –Modern Pentathlon	0	0	0								
FIPSAS – Game fishing	0	0	0		13		13	0	0		0
FIR -Rugby	4.2	6.9	5.4	4.8	4.1		3.1	5.3	5	9.2	5
FIS -Fencing	0	6.3	4.3	3.6	0		0		0	0	0
FISB -Bowling		25			0		0				0
FISE - Equestrian sports	6.3	0	0	5	0						0
FISG - Ice Sports	0	2.5	0	2.5	1.3	0	0	6.9	2.9	1.9	6.7
FISI - winter Sports	0	1.9	2.9		0	0	0	3.9	3.7	1.1	1.4
FISN – Water skiing		0		0	0			0			
FIT -Tennis	0	0	0	3.3	6.9	3.1	4.3	4.3	2.5	9.6	0
FITA - Taekwondo		6.3	0	0		0	0		0	0	0
FITARCO -Arkery	10	0	4.5	6.3	4.2	0	6.2		3.1	0	0
FITAV - Clay Pigeon Shooting	12.5	0	6.7	0	0	0				0	
FITeT – Table tennis	0	0	0	0	0	0	0		0		0
FITRI -Triathlon	50	0	0	9.1	1.5	0	5	1.5	0	5.7	0
FIV - Sailing			8	0	5.6						0
FIWuK - Wushu Kung Fu			0		0						
FMI - Motorcycling	0	8.3	8.3	0	6.3	8.3	0	25			
FPI -Boxing	0	12.5	0	0	5	6.3	8.3	0			0
IBFF - Int. Bodybuilding										0	
UITS - shooting gallery	0	5.3		0	14	0					

Table 3: Percentages of doped athletes. Breakdown by sports bodies. Reference period: 2003 – 2013. From: Ministero della Salute, 2013.

Discussion

It is important to ask why athletes dope. One thing is certain the substances that give pleasant sensations or help the subject in his activity will bring him to repeat the consumption. But not all people develop drug dependence. It depends on several factors: the socio-environmental context of the subject and what effects have the substance in the body. Moreover the drug dependence could be connected to the indirect gratification. It consists in all situations in which the person has a social, economical or psychological benefit thanks to use drugs. For example: we can see direct gratification in the winning of a competition and indirect gratification in the money that the athlete receives after. If all the gratifications are connected to use of drug, maybe he will use drug in the future.

Lots of researches focused their attention on subject's personality distinguishing, in particular, people with an ego and a task orientation. Those researches demonstrate how one kind of that orientation is linked to drug dependence [34,38,39].

People with an ego orientation have a low self-esteem. They are aware that only with their own abilities fail in their main purpose: to beat the others. They also hate the defeat and, therefore, looking for the victory in any way.

People task oriented have a good self-esteem. They believe that only with diligence and with its own forces can overcome obstacles and achieve results. Their goal is not to deal with others only to appear but to put into practice the results of their efforts. The defeat is not seen as a personal failure but as a message to do more.

Perhaps, an ego oriented person probably will use drugs because he doesn't want to improve himself but only give the appearance of improvement; and this result will get it only through the use of performance-enhancing drugs [40–42].

Kahneman and Tversky give us others reasons that push people to resort to doping [43–45]. Indeed, they identify four factors: the effect of formulation, the principle of utility, the heuristic of the accessibility and the representativeness heuristic.

The first factor - the effect of formulation - consists in the way in which the message is transmitted. With this effect, there is an alteration in communication between advantage and disadvantage. Applied to doping, it means that the athlete will underline the enormous benefits arising from the use of performance-enhancing drugs compared to low risk.

With the second factor – principle of utility – the athlete focuses his attention only on the advantages linked to the use of above-mentioned drugs and he doesn't prefer thinking to negative consequences.

The heuristic of accessibility teach us that if an athlete does not think of negative consequences, it is due to ignorance about them. Indeed, he tends to overlook the possibility that an event occurs because, for example, he has never seen before the above-mentioned consequences. Finally, with the last one heuristic, we understand that the only aim of an athlete is to become like his idol, at any cost [46,47].

Considering some of above reported substances, we can underline the various gratifications' effects.

Stimulants are used to increase the concentration, alertness and safety. They also increase the aggressiveness and the sense of competitiveness.

To anabolic are recognized for the following effects: euphoria, sense of wellbeing, glee, increased motivation and self-esteem. Moreover, the athlete doesn't get bored during the training.

Narcotics have a calming effect on the psyche as well as beta-blockers reduce the anxiety and stress. Corticosteroids have, instead, a stimulating effect like alcohol. Moreover, other effects include: euphoria, increased sociability and sense of wellbeing.

Cannabinoids, such as cannabis, hashish and marijuana, cause changes in mood and perception, euphoria, happiness, relaxation and deep sleep and reducing anxiety. They are considered drug to use social-recreational [16,48].

Preventive measures to adopt

The first step to prevent the recourse to the doping is to extend the knowledge on it and in particular on its dangerous effects on health [37,49]. Indeed, most athletes will not have enough knowledge to fully understand the potential health hazards caused by it. It is necessary, therefore, that public and sports institutions implement information and awareness campaigns aimed particularly to younger. This can be achieved only with strict collaboration between the two above-mentioned institutions. It's necessary to enhance the role of local institutions and the National Olympic Committee to give tools, especially economic, to carry out the work of education, training and control [50].

It is important that campaigns are launched to a broad audience too. These awareness-promoting actions must involve mass media [50].

In terms of training, expressly the doctors who are at the forefront and unfortunately, often have a very sketchy understanding of the relationship between therapy and doping, particularly in terms of knowing which treatments are permitted and which are not [50, 51].

From a scientific point of view, one of the most effective preventive measures could be the inclusion in the class S0 - substances not approved - of doping substances of Law 376/2000, also drug for veterinary purposes in view of the spread of this type of medication for doping [36].

Another preventive measure to curb the problem is the liberalization of doping. The basic thesis of this "risky" proposal is to minimise the damage. The basic idea is that the current system of restrictions has not been able to vanquish the problem [52]. Athletes dope in unsafe structures with an exponential increase in the risks for the health. The solution of liberalization allows athlete to go in appropriate health facilities and not clandestine. Moreover, now, because of secrecy in which doping moves, it is impossible to estimate the spread of his usage. Thus, with the liberalization, you could understand the effective dissemination and the damage that it has caused to the doped athletes. Furthermore, with the complete data you could adopt adequate measures [53].

Preventive measures adopted

WADA, in 2004, drew up a Code that is constantly emended. The Code explains not only "what is" doping but it contains sanctions too.

Others instruments used to contrast doping are the accredited laboratories, the Biological Passport and the ADAMS [54].

The laboratories have an important role in the discovery of new substances; most of them are included in the WADA List. They also

determine the quantitative of those substances, carry out anti-doping tests, determine cases, criteria and methodologies of anti-doping tests too. Currently, there are 32 laboratories in the World [30].

The Biological Passport is a tool for indirect detection of the presence of a doping substance in biological samples of an athlete. With it, in fact, the changes of certain bio-markers of doping are recorded and monitored. If the data, combined with the personal data localization in a given period, exceeded a certain range, the athlete would assume the banned substances [35].

The Anti-Doping Administration and Management System (ADAMS) is an on-line database system where are recorded all data: laboratory results, therapeutic use exemptions (TUEs) and information on anti-doping rule violations. It allows the sharing of information amongst the organizations and promotes efficiency, transparency and effectiveness in all anti-doping activities.

Furthermore, three projects were funded in 2012 in Italy. The first project, National System Alert Doping, is aimed at the early identification of new substances and methods used for the purpose of doping and thus the activation of reports warning of all relevant agencies. The second one, Identification of new potential doping agents and/or masking and related analytical markers, in collaboration with the laboratory of "Acqua Acetosa" in Rome, is aimed to development of new technologies for the detection of new markers. The last one, Prevalence of the use of anabolic steroids and stimulants assessed by hair analysis in the population of youth and amateur sports, promotes healthy lifestyles through the estimate of the prevalence of anabolic steroids and stimulants [10].

Moreover, in 1998 the European Commission funded a project known as "Hardop", Harmonisation of Methods and Measurements in the Fight against doping, with the aim to identify the research necessary to improve the way in which doping in sport can be combated. The project's final report, published in 1999, underlined the need for new developments not only in measurement and testing technologies but also in coordination and education. Indeed, the Commission has funded a number of projects with the aim to improve the ability to detect the use of drugs. However, the development of synthetic steroids with the same chemical structure as naturally occurring steroids has made their detection much more difficult. One of the funded projects, Isotracer, had the aim to develop the new Isotope Ratio Mass Spectrometry (IRMS) technology to detect the specific isotope content of prohibited synthetic hormones. With the project identified as SGLC/MS, there have been developed mainly new Liquid Chromatography/Mass Spectrometry (LC/MS) techniques for rapid detection of Anabolic Androgenic Steroids (AAS). Lastly, with Aladin 2002, the EU has developed a proficiency-testing programme for implementation among European IOC accredited laboratories. Following ISO/IEC guidelines, it was established to set up and accredit a network of centres as qualified suppliers of the proficiency-testing schemes with a computer-based network connecting the European IOC-accredited laboratories to guarantee adequate, fast, consistent and confidential distribution of information necessary for the inter-lab testing programme. This network is open to non-European laboratories [55,56].

Conclusion

When we talk about doping, in particular of statistics and percentages, we just touch "the tip of the iceberg" [57] In fact, the secrecy that characterizes the doping hinders the implementation of

epidemiological investigations. On closer inspection, if the data collected through the tests correspond to reality, there isn't a real emergency [22,58-60]. In addition, the anti-doping tests provide insufficient data for statistical extrapolations and accurate estimates of the phenomenon, because of the small number of athletes tested and the imprecision of the methods of research. The lack of statistical significance is precisely due to the low sampling of the tests, compared to tens of millions of athletes engaged in sports practices also outside of the vertices competitive [56,61,62].

At the present, the tests are based on urine samples. Blood tests should enable verification of the level of haematocrit or haemoglobin. This type of analyses based on more specific parameters (direct or indirect) could well reveal forms of doping that cannot be detected in urine [50,63-65].

To confirm what said up to now, in April 2006, DOXA Institute submitted 508 athletes to an anonymous questionnaire about beliefs on and attitude on doping of Italian athletes. They "confessed" that the tests are infrequently and poorly effective and they should be more frequent and follow a different protocol [66,67].

The current system of the fight against doping makes the assessment carried out by analytical laboratories accredited by WADA as a test not able to analyse the state of health of the athlete but as a real anti-fraud control: the goals are diametrically opposed (Table 4) [36,68].

	Chemical-clinical analysis	Antidoping tests
Matrix	The most suitable one	mainly urine blood only in special cases
Finality	diagnostic tests	to supply evidence
	Certificate of analysis based on:	Test report based on:
	1) identification and quantification of specific markers;	1) identification of specific substances (drugs / metabolites);
	2) multiparameter profiles. If doubt = positive then they have to follow further investigations	2) longitudinal assessments. If doubt = negative then you do not have to follow further investigations

Table 4: Differences between chemical-clinical analysis and ant doping tests.

Unfortunately, today, despite the technological advancement that characterizes the field of scientific research, the analytical methods are not sufficiently reliable for the search of the entire group of substances included in the anti-doping lists. Even in the case in which the substances are identified, there are cases of dispute and the few economic resources are used for further study on the same samples to athletes rather than new research. In addition, it is impossible to anticipate the moves of the opponent and this, therefore, is not easy to understand what new substances will be taken and what new methods will be adopted [36,69,70].

According to art. 4 of the Law 376/2000, one or more laboratories accredited by the IOC or by another international organization analyse the samples of controlled athletes. The reason of this choice is to guarantee the reliability and impartiality of the controls. After the establishment of WADA, this entity was incorporated into the system

of accreditation. This is to ensure maximum harmonization of techniques and methods of analysis followed by those laboratories. In Italy, there is only one accredited laboratory, in Rome: the Anti-doping Laboratory of "Acquacetosa".

Close collaboration among the laboratories themselves would enable them to keep up to date and exchange new techniques. Closer ties with the pharmaceutical industry and those involved in basic research are also vital if they are able to anticipate new tendencies and forms of doping by means of a sort of scientific "vigil". The instrumentation and measurements industry would be also able to give them the benefit of recent progress in their domain [50].

Perspectives

The results of this research carried out in Italy can be considered as a reference for other countries, especially those in which the doping is more frequent and actions to combat doping itself less effective. In view of the serious damage to health, all countries should encourage long-term clinical studies about the harmful effects caused by doping. In addition, more effective laws to combat the use of performance-enhancing drugs should be taken. Finally, programs of health education to prevent the use of substances, improperly used to improve sports performance, should be encouraged with specific funding.

References

1. Santamaria S, Ascione A, Domenico T, Mazzeo F (2013) Gene Doping: biomedical and law aspect of genetic modification of athletes. *Med Sport* 17: 193-199.
2. Sjoqvist F, Garle M, Rane A (2008) Use of doping agents, particularly anabolic steroids, in sports and society. *Lancet* 371: 1872-1882.
3. Agullo-Calatayud V, González-Alcaide G, Valderrama-Zurián JC, Aleixandre-Benavent R (2008) Consumption of anabolic steroids in sport, physical activity and as a drug of abuse: an analysis of the scientific literature and areas of research. *Br J Sports Med* 42: 103-9.
4. Valenzano A, Moscatelli F, Triggiani A, Capranica L, De Ioannon G, et al. (2015) Heart Rate Changes After Ultra-Endurance Swim From Italy to Albania: A Case Report. *Int J Sports Physiol Perform*. Aug 10 [Epub ahead of print].
5. Dilger A, Frick B, Tolsdorf F (2007) Are athletes doped? Some theoretical arguments and empirical evidence. *Contemp Econ Policy* 25: 604-615.
6. Messina G, Vicidomini C, Viggiano A, Tafuri D, Cozza V, et al. (2012) Enhanced parasympathetic activity of sportive women is paradoxically associated to enhanced resting energy expenditure. *Auton Neurosci Basic Clin* 169: 102-106.
7. Esseiva P, Ioset S, Anglada F, Gasté L, Ribaux O, et al. (2007) Forensic drug intelligence: an important tool in law enforcement. *Forensic Sci Int* 167: 247-254.
8. Viggiano A, Vicidomini C, Monda M, Carleo D, Carleo R et al. (2009) Fast and low-cost analysis of heart rate variability reveals vegetative alterations in noncomplicated diabetic patients. *J Diabetes Complications* 23: 119-123.
9. Monda M, Messina G, Scognamiglio I, Lombardi A, Martin GA, et al. (2014) Short-Term Diet and Moderate Exercise in Young Overweight Men Modulate Cardiocyte and Hepatocarcinoma Survival by Oxidative Stress. *Oxid Med Cell Longev* 2014: 1-7.
10. Møller V, Dimeo P (2014) Anti-doping – the end of sport. *Int J Sport Policy Polit* 6: 259-272.
11. Messina G, Palmieri F, Monda V, Messina A, Dalia C et al. (2015) Exercise Causes Muscle GLUT4 Translocation in an Insulin-Independent Manner. *Biol Med (Aligarh)* 53: 007.
12. Di Bernardo G, Messina G, Capasso S, Del Gaudio S, Cipollaro M, et al. (2014) Sera of overweight people promote in vitro adipocyte differentiation of bone marrow stromal cells. *Stem Cell Res Ther* 5: 4.
13. Marclay F, Mangin P, Margot P, Saugy M (2013) Perspectives for Forensic Intelligence in anti-doping: thinking outside of the box. *Forensic Sci Int* 229: 133-144.
14. De Luca V, Viggiano E, Messina G, Viggiano A, Borlido C, et al. (2008) Peripheral amino Acid levels in schizophrenia and antipsychotic treatment. *Psychiatry Investig* 5: 203-208.
15. Mazzeo F, Motti ML, Messina G, Monda V, Ascione A, Tafuri D, Palmieri F, Messina A, Monda M (2013) Use of nutritional supplements among south Italian students of physical training and sport university. *Curr Top Toxicol* 9: 21-26.
16. Rattei T, Tischler P, Arnold R, Hamberger F, Krebs J, et al. (2008) SIMAP--structuring the network of protein similarities. *Nucleic Acids Res* 36: D289-292.
17. Rinaldi B, Guida F, Furiano A, Donniacuo M, Luongo L, et al. (2015) Effect of Prolonged Moderate Exercise on the Changes of Nonneuronal Cells in Early Myocardial Infarction. *Neural Plast* 2015: 265967.
18. Esposito M, Serpe FP, Diletti G, Messina G, Scortichini G, et al. (2014) Serum levels of polychlorinated dibenzo-p-dioxins, polychlorinated dibenzofurans and polychlorinated biphenyls in a population living in the Naples area, southern Italy. *Chemosphere* 94: 62-69.
19. Lippi G, Banfi G, Franchini M, Guidi GC (2008) New strategies for doping control. *J Sports Sci* 26: 441-445.
20. Kamber M (1990) The fight against doping: international and national efforts as exemplified by the Convention of the Council of Europe and the doping regulations of the Swiss National Association for Sports. *Schweiz Z Sportmed* 38: 101-6.
21. Triggiani A, Valenzano A, Ciliberti MA, Moscatelli F, et al. (2015) Heart rate variability is reduced in underweight and overweight healthy adult women. *Clin Physiol Funct Imaging* .
22. Presidenza del Consiglio dei Ministri - National Bioethics Committee. Ethics, Sport and Doping. 2010.
23. Monda M, Messina G, Mangoni C, De Luca B (2008) Resting energy expenditure and fat-free mass do not decline during aging in severely obese women. *Clin Nutr* 27: 657-659.
24. Messina G, De Luca V, Viggiano ADT, Messina A, Moscatelli F, et al. (2015) Activity of Autonomic Nervous System, Energy Expenditure and Assessment of Oxidative Stress in Menopause-women Using Hormone Replacement Therapy. *Br J Med Res* 10: 1-13.
25. Botrè F (2008) New and old challenges of sports drug testing. *J Mass Spectrom* 43: 903-907.
26. Messina G, De Luca V, Viggiano A, Ascione A, Iannaccone T, et al. (2013) Autonomic nervous system in the control of energy balance and body weight: personal contributions. *Neurol Res Int* 2013: 639280.
27. Messina G, Viggiano A, Tafuri D, Palmieri F, De Blasio S, et al. (2014) Role of orexin in obese patients in the intensive care unit. *J Anesth Clin Res* 5: 395.
28. Messina G, Viggiano A, De Luca V, Messina A, Chieffi S, et al. (2013) Hormonal changes in menopause and orexin-a action. *Obstet Gynecol Int* 2013: 209812.
29. Dvorak J, Baume N, Botrè F, Broséus J, Budgett R, et al. (2014) Time for change: a roadmap to guide the implementation of the World Anti-Doping Code 2015. *Br J Sports Med* 48: 801-6.
30. Valkenburg D, de Hon O, van Hilvoorde I (2014) Doping control, providing whereabouts and the importance of privacy for elite athletes. *Int J Drug Policy* 25: 212-218.
31. Strano Rossi S, Botrè F (2011) Prevalence of illicit drug use among the Italian athlete population with special attention on drugs of abuse: a 10-year review. *J Sports Sci* 29: 471-476.
32. Badoud F, Guillaume D, Boccard J, Grata E, Saugy M, et al. (2011) Analytical aspects in doping control: challenges and perspectives. *Forensic Sci Int* 213: 49-61.

33. Moscatelli F, Messina G, Valenzano A, Petito A, Triggiani AI, et al. (2015) Relationship between RPE and Blood Lactate after Fatiguing Handgrip Exercise in Taekwondo and Sedentary Subjects. *Biol Med (Aligarh)* S3: 008.
34. Messina G, Zannella C, Monda V, Dato A, Liccardo D, et al. (2015) The Beneficial Effects of Coffee in Human Nutrition. *Biol Med (Aligarh)* 7: 240.
35. WADA (2015) World Anti-Doping Code. World Anti-Doping.
36. Ministero della Salute (2013) Reporting System Doping Antidoping.
37. Giovanni M, Monda V, Moscatelli F, Valenzano AA, Monda G, et al. (2015) Role of Orexin System in Obesity. *Biol Med (Aligarh)* 7: 248.
38. Serpelloni G, Bertocelli S, Zermiani M. Dipendenza da sostanze dopanti e dipendenza da sostanze stupefacenti: un modello interpretativo [Dependence on performance-enhancing drugs and drug dependence: an interpretative model] Chap. 1. In *Doping*. Aspe.
39. Messina G, Dalia C, Tafuri D, Monda V, Palmieri F, et al. (2014) Orexin-A controls sympathetic activity and eating behavior. *Front Psychol* 5: 997.
40. Duda JL, Nicholls JG (1992) Dimensions of achievement motivation in schoolwork and sport. *J Educ Psychol* 84: 290-299.
41. Duda JL, Chi L, Newton ML, Walling MD (1995) Task and ego orientation and intrinsic motivation in sport. *Int J Sport Psychol* 26: 40-63.
42. Viggiano A, Chieffi S, Tafuri D, Messina G, Monda M, et al. (2014) Laterality of a second player position affects lateral deviation of basketball shooting. *J Sports Sci* 32: 46-52.
43. Tversky A, Kahneman D (1974) Judgment under Uncertainty: Heuristics and Biases. *Science* 185: 1124-1131.
44. Kahneman D, Tversky A (1979) Prospect Theory: An Analysis of Decision under Risk. *Econometrica* 47: 263-292.
45. Chieffi S, Iachini T, Iavarone A, Messina G, Viggiano A, et al. (2014) Flanker interference effects in a line bisection task. *Exp Brain Res* 232: 1327-1334.
46. Santamaria S, Mazzeo F (2014) Ethical issues and doping in Olympic and Paralympic Games. *Med Sport* 10: 2411-2417.
47. Chieffi S, Iavarone A, Iaccarino L, La Marra M, Messina G, et al. (2014) Age-related differences in distractor interference on line bisection. *Exp Brain Res* 232: 3659-3664.
48. Chieffi S, Iavarone A, La Marra M, Messina G, Dalia C, et al. (2015) Vulnerability to Distraction in Schizophrenia. *J Psychiatry* 171: 1-7.
49. Thomas JO, Dunn M, Swift W, Burns L (2011) Illicit drug knowledge and information-seeking behaviours among elite athletes. *J Sci Med Sport* 14: 278-282.
50. de Me'rode A, Schamasch P (1999) Harmonisation of methods and measures in the fight against doping in sport. Final report. European Commission. Directorate General for Research, Luxembourg: Office for Official Publications of the European Communities.
51. Messina G, Chieffi S, Viggiano A, Tafuri D, Gibelli G, et al. (2015) Parachute Jumping Induces More Sympathetic Activation Than Cortisol Secretion In First-Time Parachutists. *Asian J Sport Med* 6: 1-7.
52. Pour HRS, Rahnama N, Bambaiechi E, Naderian M, Hosseini MS, et al. (2010) Statistics Related to doping and Type of Doping Drugs in Universal Sport. *World J Sport Sci* 2: 184-189.
53. Kayser B, Mauron A, Miah A (2005) Viewpoint: Legalisation of performance-enhancing drugs. *Lancet* 366 Suppl 1: S21.
54. Overbye M, Knudsen ML, Pfister G (2013) To dope or not to dope: Elite athletes' perceptions of doping deterrents and incentives. *Perform Enhanc Heal* 2: 119-134.
55. Sgalambo E, Toninel C. Il ruolo delle istituzioni sportive nella lotta al doping [The role of sports institutions in the fight against doping]. *Doping. Aspetti medici, Nutr. Psicopedag. Leg. ed etici e indicazioni per la prevenzione*, [Doping. Medical, Nutr. Psychol. methods, Leg. ethical issues Dir. Prev]
56. Monda M, Viggiano A, Viggiano A, Mondola R, Viggiano E, et al. (2008) Olanzapine blocks the sympathetic and hyperthermic reactions due to cerebral injection of orexin A. *Peptides* 29: 120-126.
57. Striegel H, Ulrich R, Simon P (2010) Randomized response estimates for doping and illicit drug use in elite athletes. *Drug Alcohol Depend* 106: 230-232.
58. Esposito T, Viggiano A, Viggiano A, Viggiano E, Giovane A, et al. (2006) ICV injection of orexin A induces synthesis of total RNA and mRNA encoding preorexin in various cerebral regions of the rat. *J Therm Biol* 31: 527-532.
59. Mondola P, Ruggiero G, Serù R, Damiano S, Grimaldi S, et al. (2003) The Cu, Zn superoxide dismutase in neuroblastoma SK-N-BE cells is exported by a microvesicles dependent pathway. *Brain Res Mol Brain Res* 110: 45-51.
60. Viggiano A, Viggiano A, Monda M, Turco I, Incarnato L, et al. (2006) Annurca apple-rich diet restores long-term potentiation and induces behavioral modifications in aged rats. *Exp Neurol* 199: 354-361.
61. Ferrara SD (2004) *Doping Antidoping*. Piccin Nuova Libreria SpA - Padova.
62. Monda M, Amaro S, De Luca B (1994) Non-shivering thermogenesis during prostaglandin E1 fever in rats: role of the cerebral cortex. *Brain Res* 651: 148-154.
63. Monda M, Viggiano A, Viggiano A, Fuccio F, De Luca V (2004) Clozapine blocks sympathetic and thermogenic reactions induced by orexin A in rat. *Physiol Res* 53: 507-513.
64. Monda M, Amaro S, De Luca B (1993) The influence of exercise on energy balance changes induced by ventromedial hypothalamic lesion in the rat. *Physiol Behav* 54: 1057-1061.
65. Monda M, Viggiano A, Viggiano A, Fuccio F, De Luca V (2004) Injection of orexin A into the diagonal band of Broca induces sympathetic and hyperthermic reactions. *Brain Res* 1018: 265-271.
66. Tavani A, Colombo P, Scarpino V, Zuccaro P, Pacifici R, Vecchia C La (2012) Beliefs on and Attitude toward Doping Use Among Athletes: an Italian Survey. *Ital J Public Health* 9: 1-7.
67. Giovanni Messina, Anna AValenzano, Fiorenzo Moscatelli, Antonio I Triggiani, Laura Capranica, et al. (2015) Effects of Emotional Stress on Neuroendocrine and Autonomic Functions in Skydiving. *J Psychiatry* 18: 1-7.
68. Colucci AP, Gagliano-Candela R (2004) Validity of the analytical data of the chemical-clinical and toxicological laboratory. *Bollettino per le Farmacodipendenze e l'Alcolismo* 27: 37-46.
69. Monda M, Messina G, Vicidomini C, Viggiano A, Mangoni C, et al. (2006) Activity of autonomic nervous system is related to body weight in pre-menopausal, but not in post-menopausal women. *Nutr Neurosci* 9: 141-145.
70. Monda M, Viggiano A, Viggiano A, Viggiano E, Messina G, et al. (2007) Sympathetic and hyperthermic reactions by orexin A: role of cerebral catecholaminergic neurons. *Regul Pept* 139: 39-44.